

19. FN series air cooled condensers



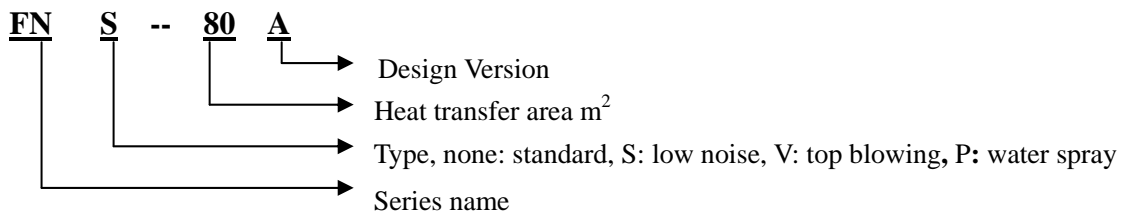
FN type product



FNV type product

FNP type product

Model code



FN Standard type specifications

Model	Cap Kw	Area m ²	Fan				Connec dia (mm)		Overall sizes (mm)			Install sizes (mm)	
			Input w	Dia mm	Air m ³ /h	V	In	Out	A × B × C	D	E		
FN-2	0.6	2	1×35	200	410	220	φ 10	φ 10	320×100×230	270	65		
FN-3.4	1.0	3.4	1×35	200	410	220	φ 12	φ 12	320×100×230	270	65		
FN-4.4	1.3	4.4	1×60	250	750	220	φ 12	φ 12	370×100×280	325	65		
FN-5.4	1.6	5.4	1×75	300	1350	220	φ 12	φ 12	440×100×330	392	65		
FN-7.0	2.0	7.0	1×90	300	1350	220	φ 12	φ 12	440×135×330	390	90		
FN-8.4	2.3	8.4	1×150	350	3100	380	φ 16	φ 12	500×130×430	455	95		
FN-11.5	3.5	11.5	1×150	350	3100	380	φ 16	φ 12	480×180×430	430	145		
FN-15	4.4	15	1×150	350	3100	380	φ 16	φ 12	550×180×480	490	145		
FN-18	5.2	18	1×180	400	4500	380	φ 19	φ 16	590×180×530	530	140		
FN-22	6.4	22	1×180	400	4500	380	φ 19	φ 16	590×180×530	530	140		
FN-25	8.1	25	1×180	400	4500	380	φ 19	φ 16	750×180×680	660	150		
FN-21	6.1	21	2×90	300	2700	220	φ 16	φ 12	840×180×430	790	140		
FN-28	8.2	28	2×150	350	6200	380	φ 19	φ 16	900×180×430	840	145		
FN-33	11.2	33	2×150	350	6200	380	φ 19	φ 16	900×200×480	840	130		
FN-36	12.6	36	2×180	400	9000	380	φ 19	φ 16	1015×180×580	950	150		
FN-43	14.8	43	2×180	400	9000	380	φ 22	φ 16	1015×180×680	950	150		
FN-48	17.5	48	2×180	400	9000	380	φ 22	φ 16	1250×200×630	1172	120		
FN-55	19.2	55	2×180	400	9000	380	φ 22	φ 19	1250×200×730	1172	140		
FN-70A	20.5	70	2×250	450	10360	380	φ 28	φ 19	1250×200×830	1172	120		
FN-80A	24.4	80	2×250	450	10360	380	φ 28	φ 19	1250×200×830	1172	120		
FN-100	29.6	100	4×180	400	18000	380	φ 28	φ 22	1250×200×1130	1172	120		
FN-130	38.2	130	4×180	400	18000	380	φ 28	φ 22	1250×200×1380	1172	120		
FN-150	47.2	150	4×180	400	18000	380	φ 28	φ 22	1250×250×1330	1240	200		
FN-180	54	180	4×180	400	18000	380	φ 35	φ 22	1250×270×1330	1240	200		

2.FNS Type

Model	Cap Kw	Area m ²	Fan					Connec dia (mm)		Overall sizes (mm)			Install sizes (mm)			
			Input w	Dia mm	V	Air m ³ /h	P	In mm	Out mm	A	B	C	D	E ₁	E ₂	E ₃
FNS-25	7.5	25	180	450	380	4600	6	16	12	855	430	630	845	25	160	160
FNS-35	10.5	35	180	450	380	4600	6	16	12	855	430	630	845	25	160	160
FNS-40	12	40	320	500	380	6150	6	16	12	855	470	730	845	25	175	175
FNS-45	13.5	45	600	560	380	6800	8	22	12	855	470	830	845	25	175	175
FNS-55	16.5	55	600	560	380	6800	8	22	16	855	470	830	845	25	175	175
FNS-65	19.5	65	600	560	380	6800	8	22	16	855	470	930	845	25	175	175
FNS-80	24	80	2×320	500	380	12300	6	28	16	1440	470	830	1430	25	175	175
FNS-90	27	90	2×600	560	380	13600	8	28	22	1440	470	930	1430	25	175	175
FNS-110	33	110	2×600	560	380	13600	8	28	22	1440	470	930	1430	25	175	175
FNS-130	39	130	2×680	610	380	16400	8	28	22	1540	510	930	1530	25	195	195
FNS-150	45	150	2×680	610	380	16400	8	28	22	1540	510	1030	1530	25	195	195

3.FNV Type

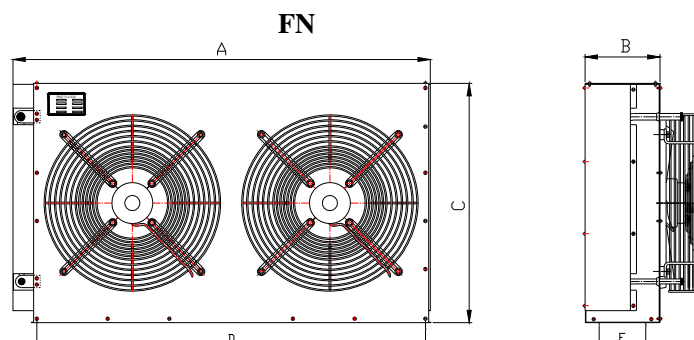
Model	Cap Kw	Area m ²	Fan				Connec dia (mm)		Overall sizes (mm)			Install sizes (mm)	
			Input w	Dia mm	V	Air m ³ /h	In mm	Out mm	A	B	C	a	b
FNV-70A	22.4	70	2×450	500	380	13000	2×φ22	2×φ16	1455	976	952	1330	896
FNV-105A	33.7	105	2×600	550	380	17400	2×φ22	2×φ16	1455	976	952	1330	896
FNV-140A	44.9	140	2×600	550	380	17400	2×φ22	2×φ16	1455	976	952	1330	896
FNV-175A	55.4	175	2×800	630	380	26000	2×φ28	2×φ22	1755	1050	1050	1630	970
FNV-195A	62.1	195	2×800	630	380	26000	2×φ28	2×φ22	1755	1050	1050	1630	970
FNV-260A	83.2	260	3×800	630	380	39000	2×φ28	2×φ22	2555	1050	1050	2430	970
FNV-295A	93.4	295	3×800	630	380	39000	2×φ28	2×φ22	2555	1050	1050	2430	970
FNV-365A	116.5	365	3×800	630	380	39000	2×φ28	2×φ22	2555	1050	1050	2430	970
FNV-405A	130.0	405	4×800	630	380	52000	2×φ35	2×φ28	3155	1112	1144	3030	1032
FNV-505A	162.0	505	4×800	630	380	52000	2×φ35	2×φ28	3155	1112	1144	3030	1032

4. FNP Type:

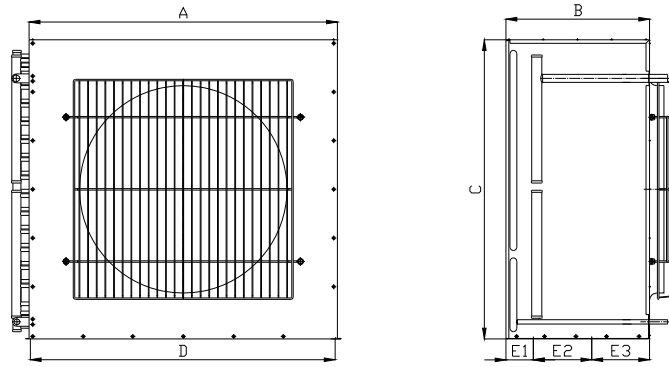
Model	Cap Kw	Ara m ²	Fan			Connec dia (mm)			Over all size s (mm)	Install sizes (mm)			Install (mm)	
			Inp ut w	V	Air m ³ /h	Refrigerant Pipe		Wate r		A	B	C	a	b
						Gas	Liquid							
FNP-70	22.4	70	2×450	380	13000	2×φ22	2×φ16	3/4"	0.6	1455	1162	952	1330	896
FNP-105	33.7	105	2×600	380	17400	2×φ22	2×φ16	3/4"	0.6	1455	1162	952	1330	896
FNP-140	44.9	140	2×600	380	17400	2×φ22	2×φ16	3/4"	0.6	1455	1162	952	1330	896
FNP-175	55.4	175	2×800	380	26000	2×φ28	2×φ22	3/4"	0.8	1755	1237	1050	1630	970
FNP-195	62.1	195	2×800	380	26000	2×φ28	2×φ22	3/4"	0.8	1755	1237	1050	1630	970
FNP-260	83.2	260	3×800	380	39000	2×φ28	2×φ22	1"	1.1	2555	1237	1050	2430	970
FNP-295	93.4	295	3×800	380	39000	2×φ28	2×φ22	1"	1.1	2555	1237	1050	2430	970
FNP-365	116.5	365	3×800	380	39000	2×φ28	2×φ22	1"	1.1	2555	1237	1050	2430	970
FNP-405	130.0	405	4×800	380	52000	2×φ35	2×φ28	1"	1.4	3155	1300	1144	3030	1032
FNP-505	162.0	505	4×800	380	52000	2×φ35	2×φ28	1"	1.4	3155	1300	1144	3030	1032

Note: 1. Capacity is for no water spray. 2. Water pressure must no less than 1.5bar.

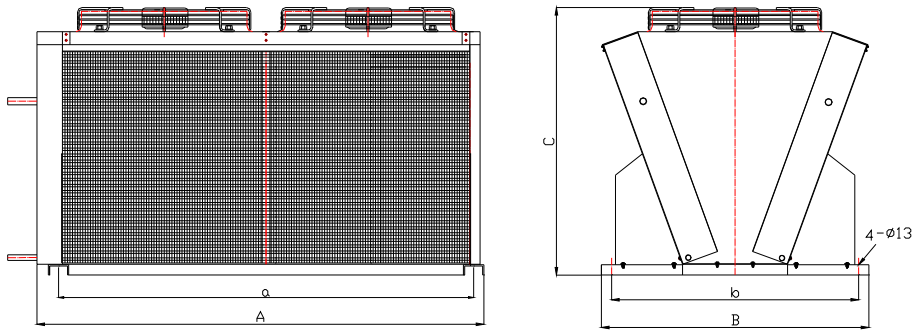
Diagrams for Overall sizes



FNS



FNV



FNP

